



United Nations  
Educational, Scientific and  
Cultural Organization



UNESCO  
INSTITUTE  
FOR  
STATISTICS

Fact Sheet No. 43

March 2017

FS/2017/SCI/43

# Women in Science

The UNESCO Institute for Statistics (UIS) is the statistical office of UNESCO and is the UN depository for global statistics in the fields of education, science and technology, culture and communication.

<http://uis.unesco.org>  
@UNESCOstat

**This fact sheet presents the latest UIS data on research and experimental development (R&D) available as of December 2016.**

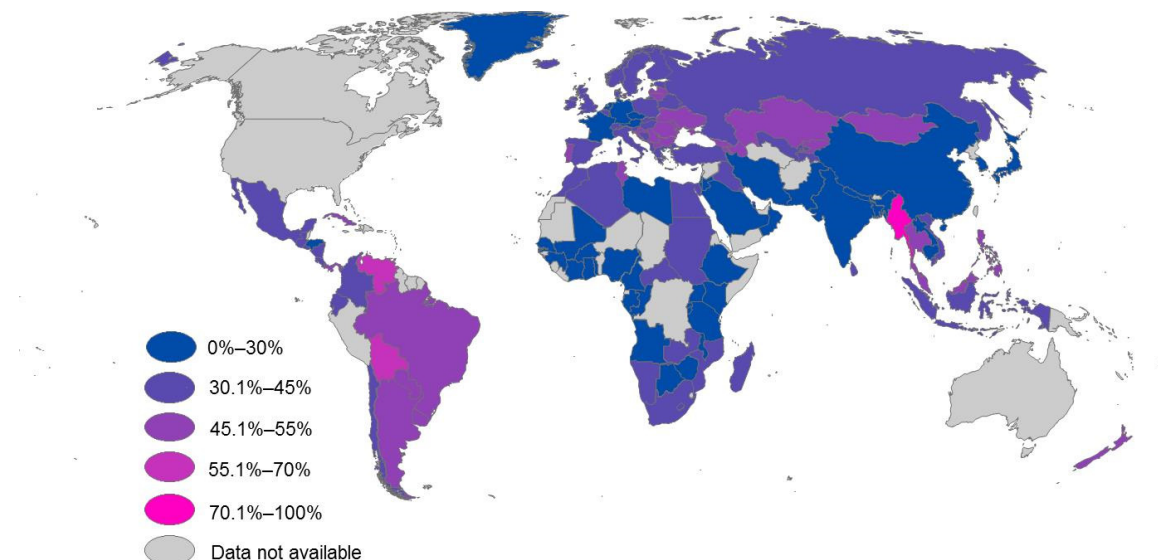
## The gender gap in science

Overall, women account for a minority of the world's researchers. Despite the growing demand for cross-nationally-comparable statistics on women in science, national data and their use in policymaking often remain limited. This fact sheet presents global and regional profiles, pinpointing where women thrive in this sector and where they are under-represented.

Researchers are professionals engaged in the conception or creation of new knowledge. They conduct research and improve or develop concepts, theories, models, techniques instrumentation, software or operational methods (Frascati Manual, 2015). The global map (*see Figure 1*) depicts the share of women in the total number of researchers by country.

### Figure 1. The gender gap in science

Women as a share of total researchers, 2014 or latest year available



**Note:** Data in this map are based on headcounts (HC), except for Congo, India and Israel which are based on full-time equivalents (FTE). Data for China are based on total R&D personnel instead of researchers. Data for Brazil are based on estimations.

*Source:* UNESCO Institute for Statistics, August 2016



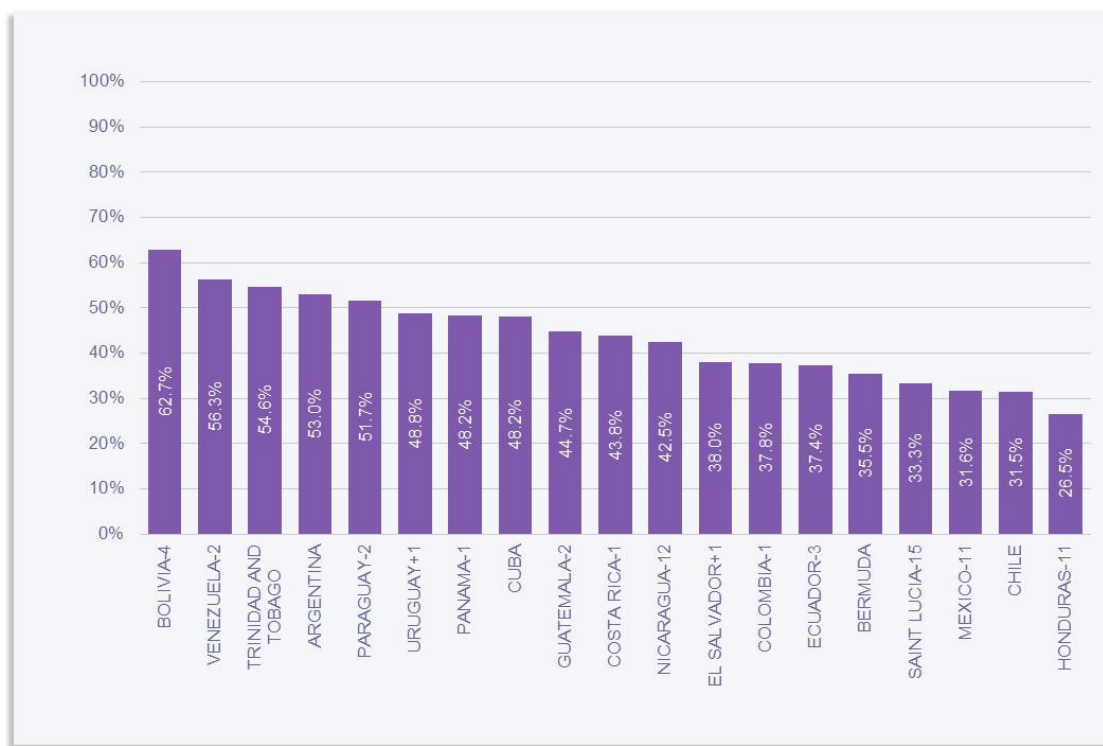
The vast majority of data are presented in headcounts (HC), which are the total number of persons employed in R&D. This includes staff employed both full-time and part-time. The regional averages for the share of female researchers (based on available data only) for 2014 are:

- 28.8% for World
- 39.9% for Arab States
- 39.6% for Central and Eastern Europe
- 47.2% for Central Asia
- 22.9% for East Asia and the Pacific
- 44.7% for Latin America and the Caribbean
- 32.2% for North America and Western Europe
- 19.0% for South and West Asia
- 30.4% for Sub-Saharan Africa

**Figures 2, 3 and 4** illustrate women researchers as a percentage of the total number. Based on headcount data, these figures include part-time and full-time researchers.

### Figure 2. A breakdown of female researchers in the Americas

Female researchers as a percentage of total researchers (HC), 2014 or latest year available



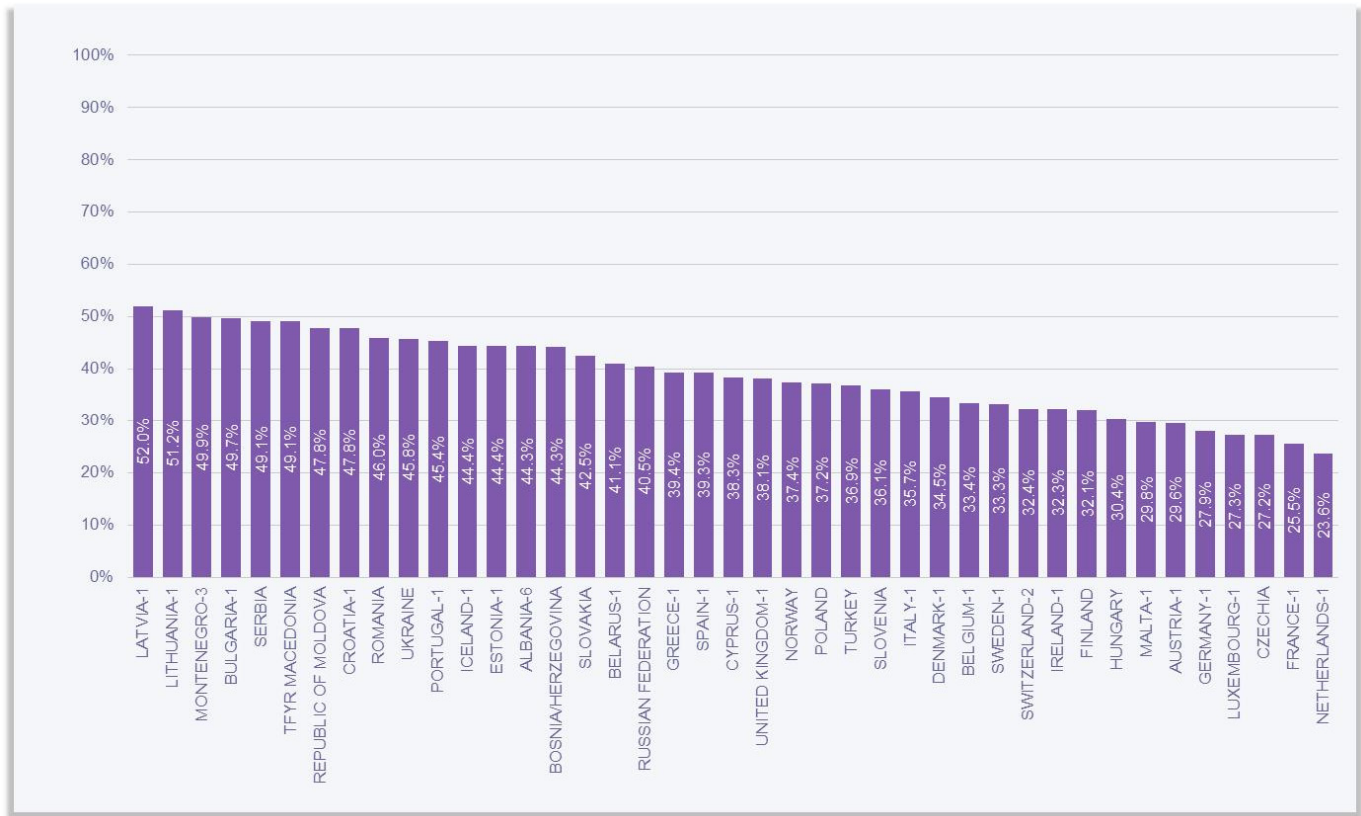
**Notes:** +1=2015; -1=2013; -2 = 2012; -3 = 2011; -4 = 2010; -11 = 2003; -12 = 2002; -15 = 2009.

**Source:** UNESCO Institute for Statistics, August 2016



### Figure 3. A breakdown of female researchers in Europe

Female researchers as a percentage of total researchers (HC), 2014 or latest year available

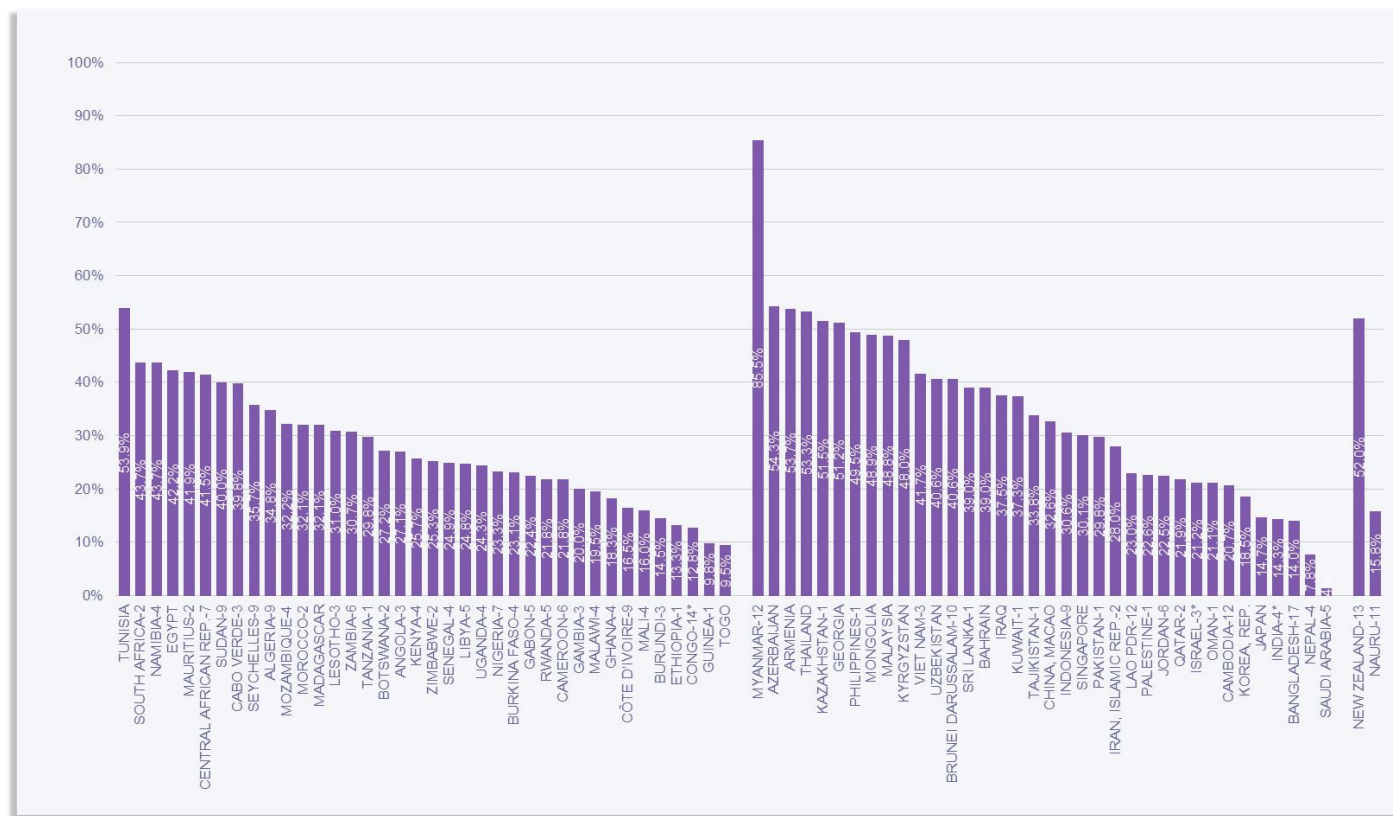


**Notes:** -1=2013; -2 = 2012; -3 = 2011; -6 = 2008.

**Source:** UNESCO Institute for Statistics, August 2016



**Figure 4. A breakdown of female researchers in Africa, Asia and the Pacific**  
Female researchers as a percentage of total researchers (HC), 2014 or latest year available



**Notes:** -1 = 2013, -2 = 2012, -3 = 2011, -4 = 2010, -5 = 2009, -6 = 2008, -7 = 2007, -9 = 2005, -10 = 2004, -11 = 2003, -12 = 2002, -13 = 2001, -14 = 2000, -17 = 1997. \* = Based on FTE data.

**Source:** UNESCO Institute for Statistics, August 2016

Please consult the UIS website <http://uis.unesco.org> to access the UIS database and subscribe to eAlerts on the Institute's latest publications, data visualisations and data releases.

For more information on R&D data, please consult the [UNESCO eAtlas of Research and Experimental Development](http://on.unesco.org/RD-map) at <http://on.unesco.org/RD-map>